

Waterfall hopping around Litchfield National Park

Florence Falls, Litchfield National Park, Darwin region. Tourism NT/Lucy Ewing

A 2 DAYS

345 km

Wangi Falls
Buley Rockhole
Adelaide River



DAY ONE


Darwin to Litchfield (Wangi Falls)

From Darwin, head south along the Stuart Highway turning onto Cox Peninsula Road towards Berry Springs. Here, you can check out the **Berry Springs Nature Park** where you can try out the first waterhole of many more to come.

Continue along the Cox Peninsula Road, turn left onto Litchfield Park Road and head towards your first waterfall in Litchfield National Park. Wangi Falls boasts not one but two waterfalls that cascade into a large swimming hole. The popular swimming spot is located next to a green lawn area with barbecue facilities for a perfect picnic spot. If you forget to bring your own food, you can purchase from the Wangi Falls Café.

Litchfield National Park is the perfect getaway to spend with family and friends. You can make it as active or as relaxed as you want with plenty of short walks, waterholes and waterfalls to see. Grab some classic road trip snacks and stock up on plenty of water and sunscreen and make sure your road trip music playlist is sorted.

Wangi Fall , Litchfield National Park,
Darwin region.
Tourism NT/Jackson Groves



Crab Claw Island Resort,
Darwin region.
Tourism NT/Jackson Groves




Optional add-on

Dundee Beach or Crab Claw Island


Instead of heading straight into Litchfield on day one, why not check out **Dundee Beach** or **Crab Claw Island Resort** – both are fast becoming known for the best fishing spots in the Top End. It's one of the most relaxed places to set up camp and enjoy ocean views! Allow two days to get the most out of this area. If you're a keen angler then book your **fishing charter** in advance. (Also, don't forget to register to catch a **Million Dollar Fish**)

Top End Safari Camp

Combining unique Top End activities with an amazing outback glamping experience – adding on the **Top End Safari Camp** to your Litchfield itinerary is an adventure you won't forget. Situated in an exclusive location off the Finnis River system, the camp, owned by Matt Wright, showcases some of the best activities and experiences the Top End has to offer. Join an airboat tour on Sweets Lagoon or opt for a scenic helicopter flight. You will stay overnight in deluxe lotus belle tents which have an open air shower and shared toilet facilities. The camp provides you with everything you need to immerse yourself in nature and experience a once-in-a-lifetime Top End adventure.



Florence Creek boardwalk,
Litchfield National Park, Darwin region.
Tourism NT/Jackson Groves



DAY TWO

Day two: Litchfield to Adelaide River

Spend another day in Litchfield and uncover more waterfalls. Top swimming spots include **Florence Falls** and **Buley Rockhole**, and it's worth your while travelling to the smaller spots such as Walker Creek, Greenant Creek/Tjaetaba Falls and the Cascades. They all have moderate walks no more than 4km return, however please ensure you are well prepared (sun protection and water). Don't leave Litchfield without getting the ultimate photo in the looming silhouette of a **termite mound** (we have both cathedral and magnetic termite mounds in the Top End).

Head back to the Stuart Highway and continue for 30 minutes to the township of Adelaide River – an important location in the Top End's military history. Wander through the Adelaide River War Cemetery

for a sobering reminder of the impact WWII had on this part of Australia..

Did someone say more epic swimming spots? 15 minutes from Adelaide River is a local waterfall hangout called Robin Falls.

Head back to Darwin along the Stuart Highway. This is roughly a two hour easy drive.

Food and Drink

Berry Springs Tavern, Crazy Acres, Wangi Falls Café (closes 3pm daily), **Litchfield Café, Batchelor Butterfly Farm, Adelaide River 303 Bar** and **Rum Jungle Tavern**

Accommodation

Camping spots within the Park or book **Litchfield Safari Camp** – just six minutes from Wangi Falls, **Litchfield Tourist Park**

Tours and activities

Territory Wildlife Park, Barramundi Adventures Darwin, Pell Airstrip, NT Air, NT Adventure park and **Batchelor Museum**